

**EMBRACING CHANGE**

ADVANCING PERSON-CENTERED CARE

**ASTRO**

ANNUAL



MEETING

**ASTRO'S 63RD ANNUAL MEETING**

October 24-27, 2021 • McCormick Place West • Chicago

**MEETING ANALYSIS**

**OF THE 2021 ANNUAL MEETING**

# LIVE MEETING ANALYSIS

## ASTRO 2021 Registration Statistics

TOTAL NUMBER OF REGISTRANTS	
Professional	3,807
Exhibitors	2,098
<b>Total</b>	<b>5,905</b>

## Attendee Hours in the Exhibit Hall



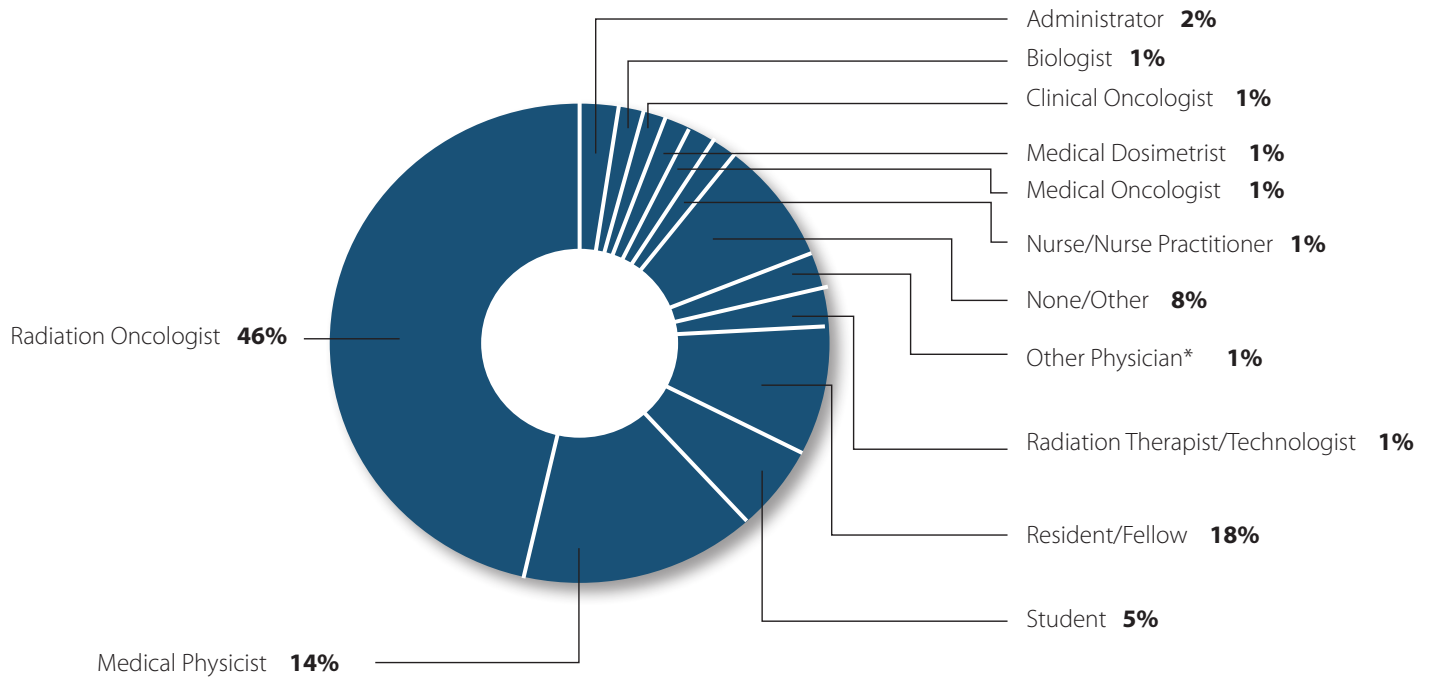
## Attendee Buying Influence

**79%** of attendees describe their role in purchasing as being the final decision maker, specifying suppliers or recommending purchases.

**76%** of attendees plan to try a product or purchase capital equipment as a result of visiting the Exhibit Hall.

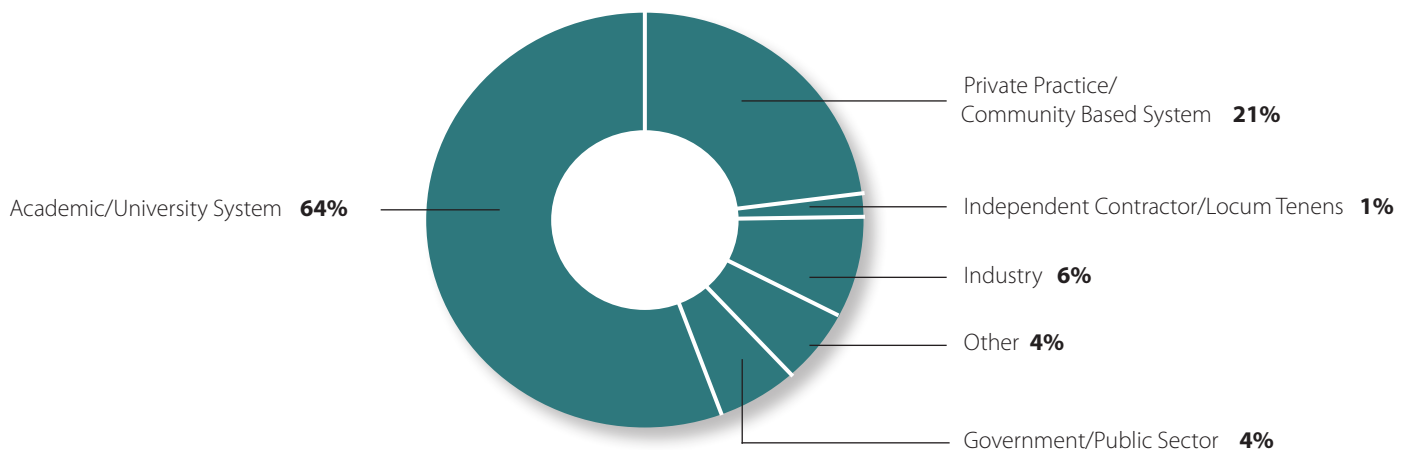
# LIVE MEETING ANALYSIS

## Registration by Occupation



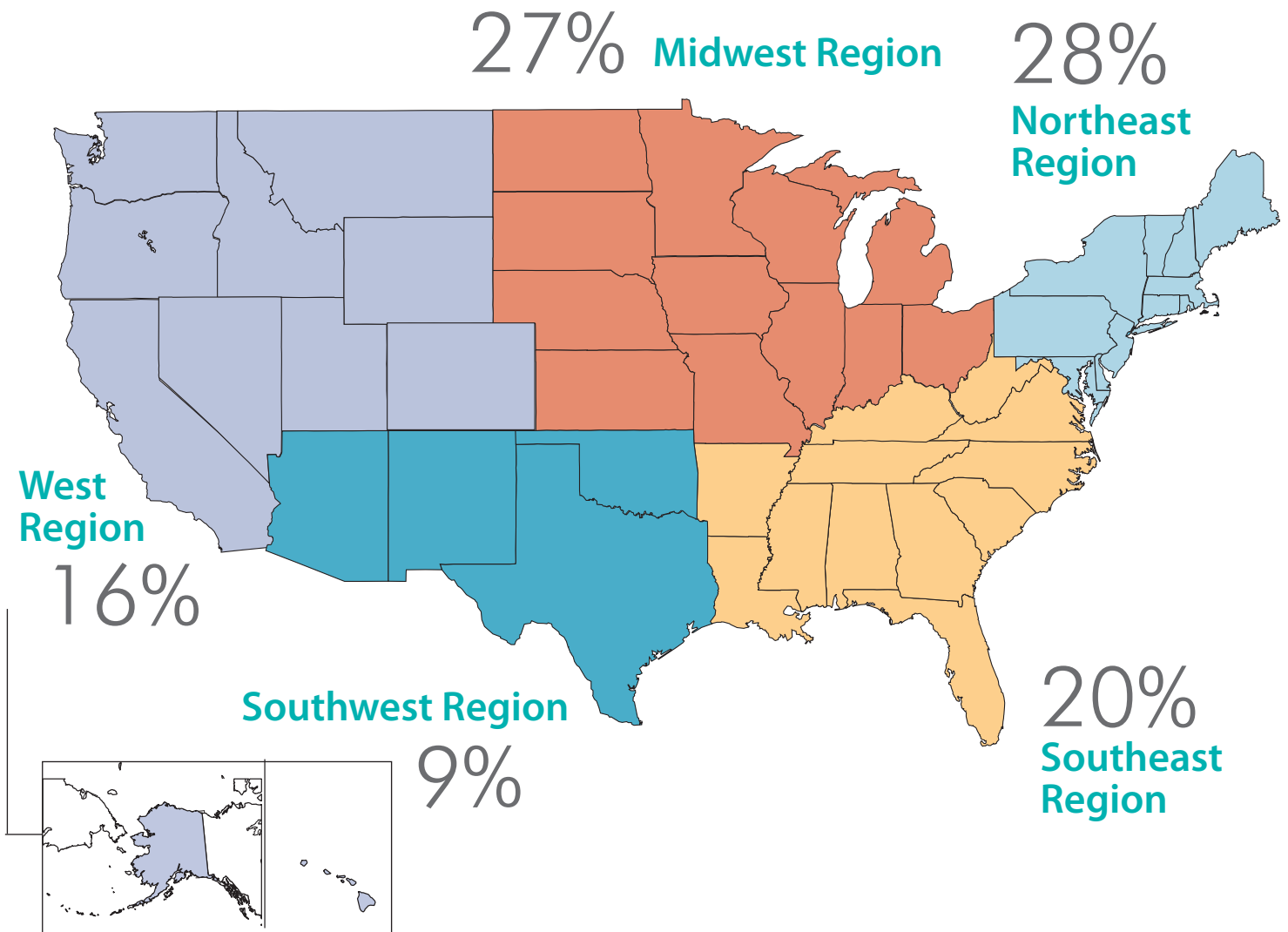
\*(Dentist, Diagnostic Radiologist, Nuclear Medicine Physician, Surgical Oncologist, Urologist, Veterinarian)

## Registration by Primary Employer



# LIVE MEETING ANALYSIS

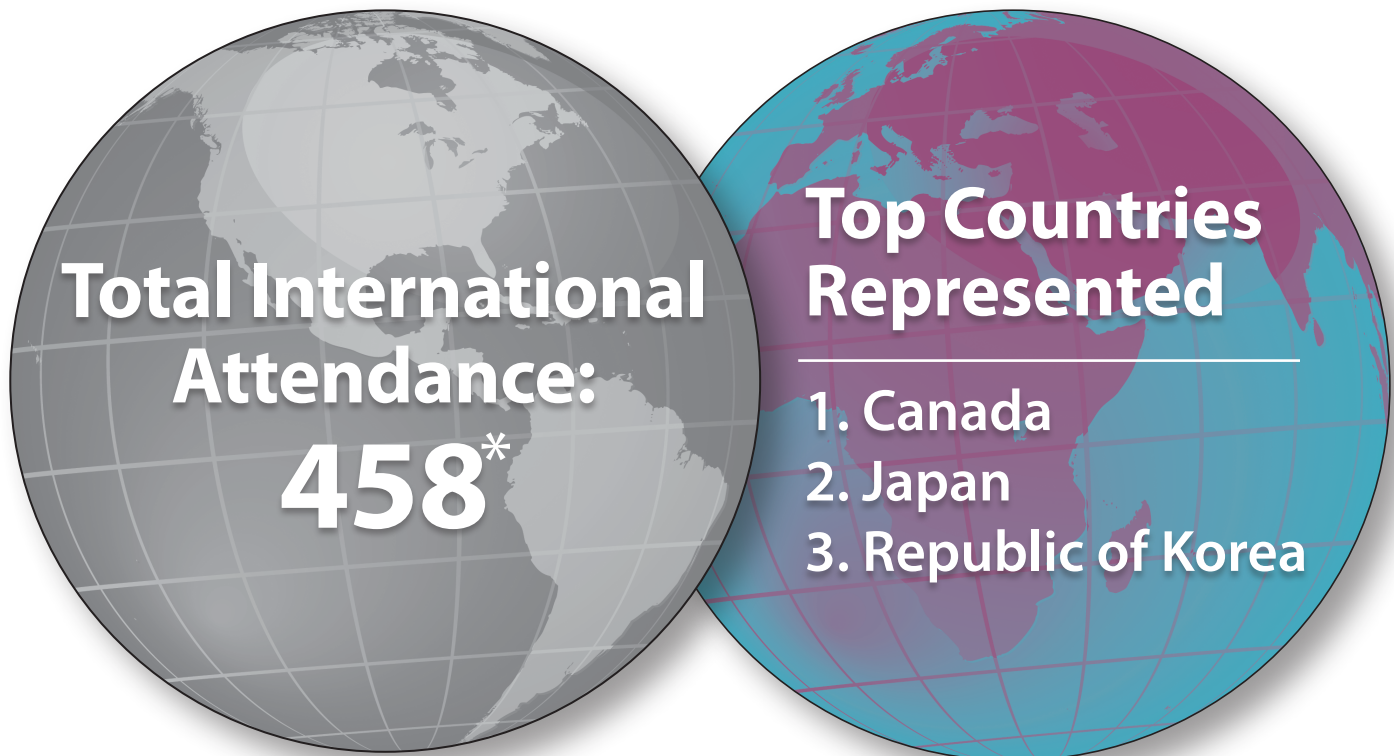
## United States Attendance



# LIVE MEETING ANALYSIS

## International Attendance

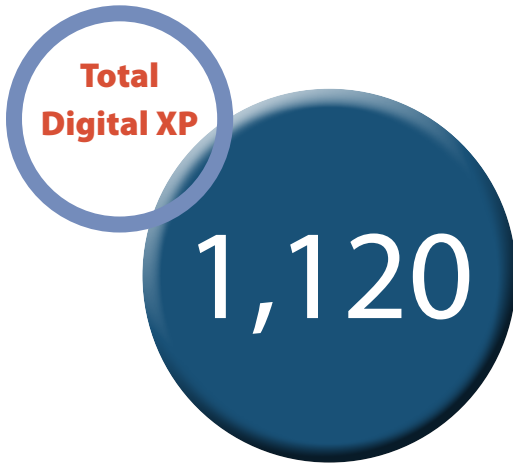
World Region	Count	Percentage from World Region
East Asia and Pacific	132	29%
Europe and Central Asia	109	24%
Latin America and Caribbean	67	15%
Middle East and North Africa	39	8%
North America	99	22%
South Asia	11	2%
Sub-Saharan Africa	1	Less than 1%



\*Until November 8, 2021, the United States had travel restrictions in place that limited noncitizen entry into the United States from several international countries.

# DIGITAL XP (VIRTUAL) ANALYSIS

## Virtual Registration



## Virtual International Attendance

World Region	Count	Percentage from World Region
East Asia and Pacific	163	34%
Europe and Central Asia	138	29%
Latin America and Caribbean	23	5%
Middle East and North Africa	10	2%
North America	134	28%
South Asia	9	2%
Sub-Saharan Africa	2	Less than 1%
<b>479</b>	<b>100%</b>	

## Virtual United States Attendance

