

GLOBAL ONCOLOGY:  
RADIATION THERAPY IN A CHANGING WORLD

# ASTRO

ANNUAL MEETING

A hand holding a globe with the year 2020 on it.

## PLATFORM USER GUIDE

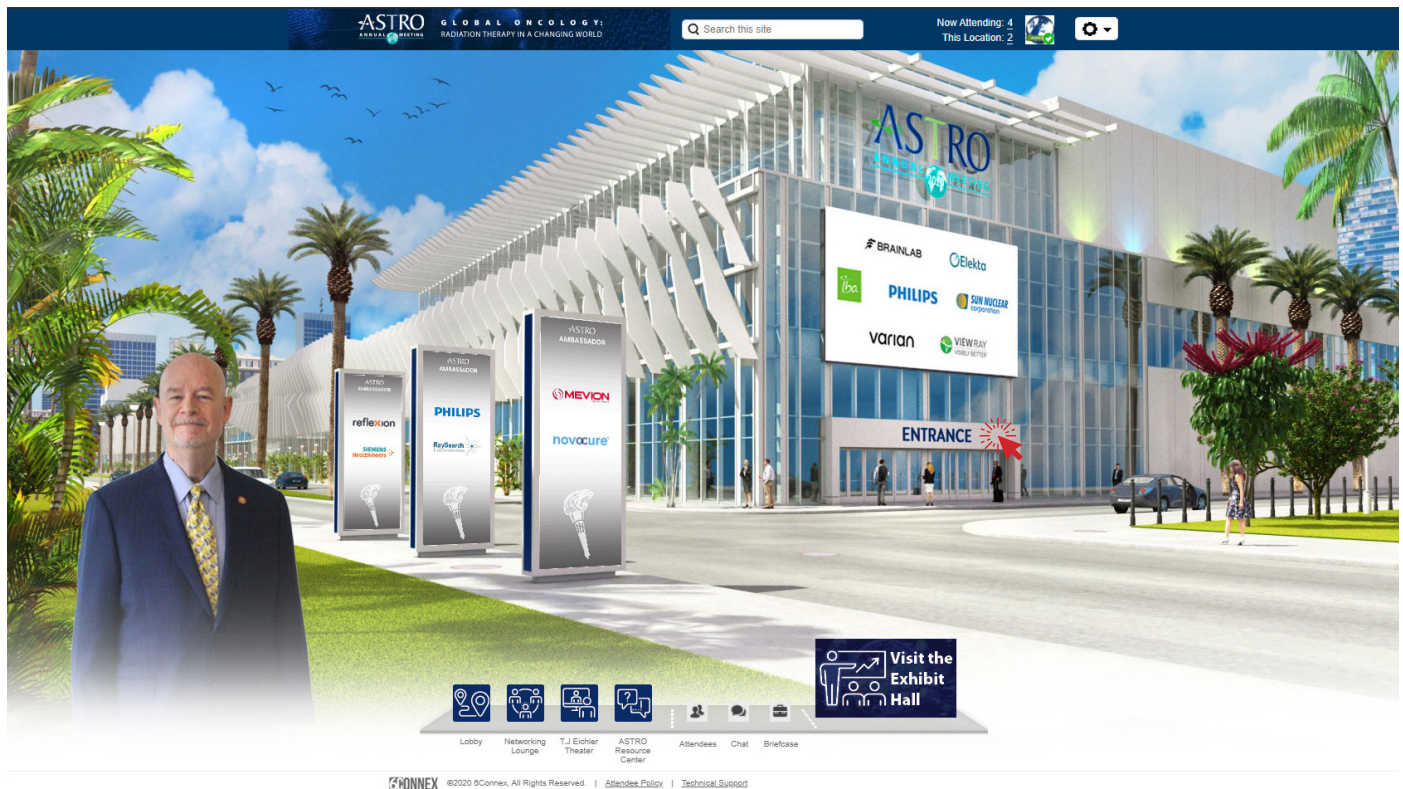




# Table of Contents

How to Access the Meeting .....	1
Optimize Your Experience .....	2
Main Lobby & Engagement Features .....	3
T.J. Eichler Theater .....	4
Science Center .....	5
Poster Hall .....	6
Exhibit Hall and Exhibitor Booths .....	7
Innovation Hub and Networking Lounge .....	8
Help Desk/ASTRO Resource Center .....	9





## How to Access the Meeting

### WHAT ARE THE TECHNICAL REQUIREMENTS TO ACCESS THE VIRTUAL PLATFORM?

ASTRO recommends attendees use their desktop or laptop computers and Google Chrome for the best performance and experience. A high-speed internet connection is required.

Operating System	Processor	RAM	Internet Browser	Hardware	Media Playback	Internet Connection
<ul style="list-style-type: none"> <li>• Window 10</li> <li>• Windows 8.1 + Pro</li> <li>• Windows 7</li> <li>• Android 4.4+</li> <li>• Apple Max OS X 10.9+</li> <li>• Applie IOS 8.4+</li> </ul>	<ul style="list-style-type: none"> <li>• 1GHz</li> </ul>	<ul style="list-style-type: none"> <li>• 1GB</li> </ul>	<ul style="list-style-type: none"> <li>• Internet Explorer 9+</li> <li>• All recent versions of Google Chrome</li> <li>• Safari 5.0+</li> <li>• Firefox 3.6+</li> <li>• iPhone/iPhad - Safari/iOS 5.1+</li> <li>• Android Phone/Tablet - OS 2.3 or higher, Chrome, Native BRowser 2.3+</li> <li>• Windows Tablet - IE 10+</li> </ul>	<ul style="list-style-type: none"> <li>• <b>Audio:</b> Sound card with speakers</li> <li>• <b>Video:</b> Screen with 1024x768+ resolution support</li> </ul>	<ul style="list-style-type: none"> <li>• HTML 5 streaming enabled browser</li> <li>• Apple iOS http streaming enabled browser</li> <li>• Android http streaming enabled browser</li> </ul>	<ul style="list-style-type: none"> <li>• Dedicated high speed connection of 900</li> </ul>

### HOW DO I LOG INTO THE VIRTUAL PLATFORM?

To access the virtual event, navigate to [www.astro.org/AMnow](http://www.astro.org/AMnow). (China-based attendees should use this url: <https://astro.6connex.com/event/virtual/login>). Registrants will log in with the same email that was used to register for the meeting and the password will be the registration ID number (confirmation #). The registration confirmation number can be found on your confirmation email and by logging into your My ASTRO profile. Under the Green Product Catalog button, you will see your 2020 Annual Meeting Registration ID number. Registrants may also use the Forgot Password option on the log-in page.

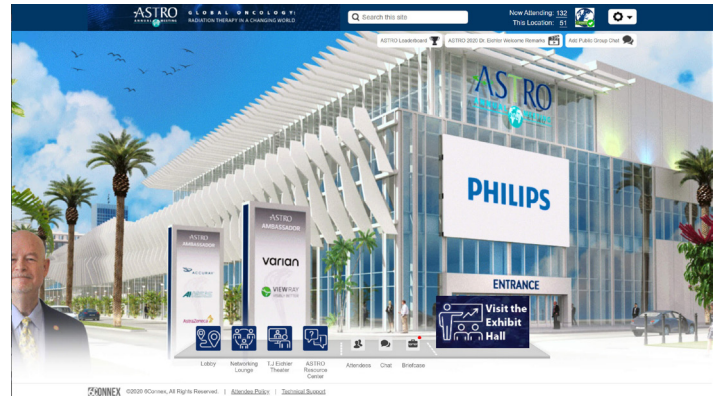
 Log in and click on the Entrance sign to enter the meeting.

# Optimize Your Experience

The ASTRO Virtual Meeting was built for wide, high-resolution screens. For the best experience be sure to adjust your browser zoom level appropriately. Follow these easy steps to do so:

## STEP 1:

**Log into the Virtual Meeting and visit the home page**  
(For best results make sure your browser window is as large as your computer screen)



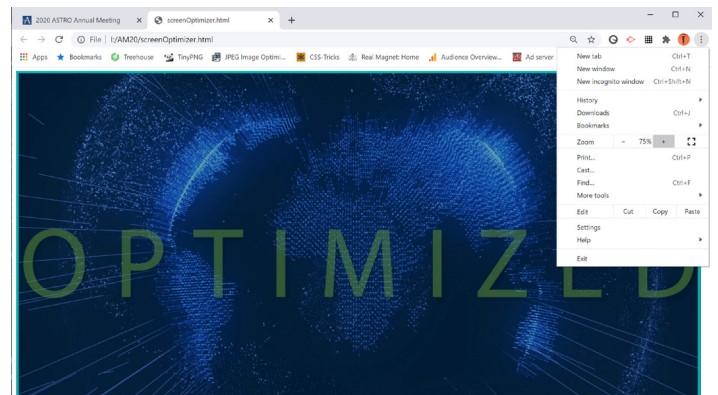
## STEP 2:

**Open a new internet viewer tab and visit the optimization screen.**  
(For best results make sure your browser window is as large as your computer screen)



## STEP 3:

**Adjust your browser zoom level (top right three dots in Chrome) until the word OPTIMIZED is fully visible.**

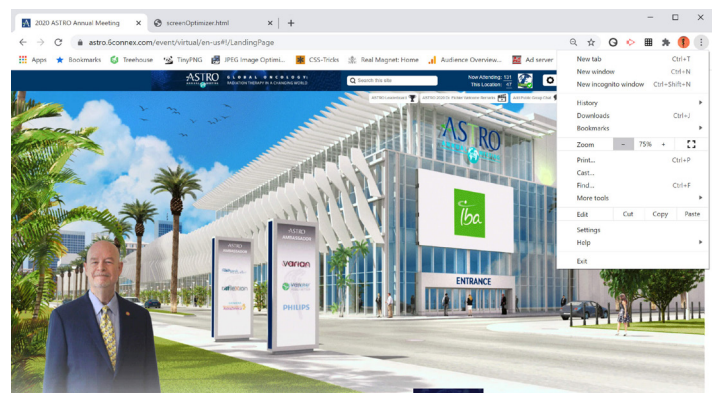


## STEP 4:


**Return to the internet viewer tab with the virtual meeting and set your zoom level to the same level**

## STEP 5:

**Your screen is now optimized to the best viewing experience!**



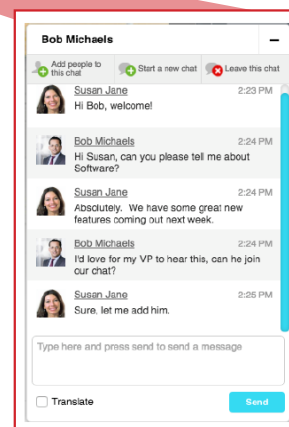




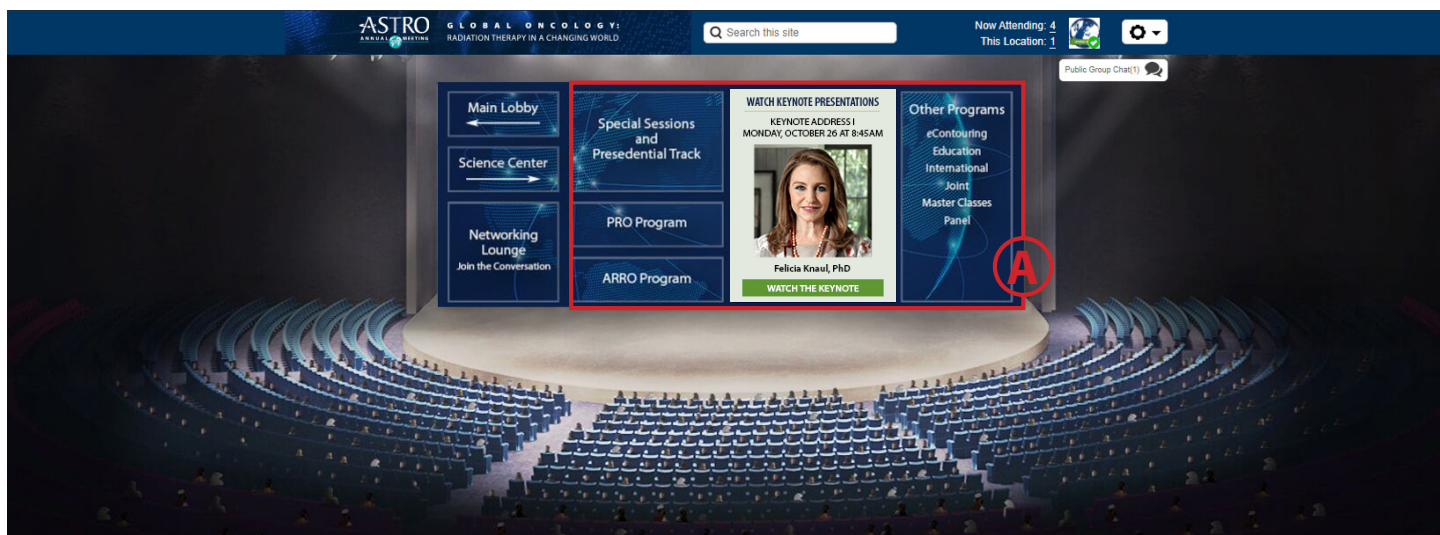
## Main Lobby and Engagement Features

From the lobby, you will navigate to the main areas of the meeting, including the T.J. Eichler Theater, Networking Lounge, Exhibit Hall and Poster Hall. Here and in every room, you will also find your navigation menu bar across the bottom of the screen, which will house your meeting briefcase, quick access to the ASTRO Resource Center and the chat features.

- A SEARCH BAR**  
Search for content site wide or search for attendees site wide or by location. You can also initiate a 1:1 chat.
- B ATTENDEE LIST**  
Ability to view and search all online attendees or list of representatives and connect via chat. See how many are currently online and how many are in the same room as you.
- C CHAT**  
Available from both the bottom navigation and top navigation bars. Chat translation is available in many languages.
  - Types of chat: Booth chat with a company representative, one-on-one and small group chat, or enter a chat queue.
  - Ability to have up to 10 chats, 10 people max in each chat.
  - Chat windows will appear in the lower right hand corner.
- D BRIEFCASE**  
The Annual Meeting “briefcase” feature makes it easy to collect and store the content you want to save and share. You can save product information and marketing materials from the Exhibit Hall and more in your briefcase, then share those items with a colleague, as well as download and save them to your own device. ASTRO will upload Daily Highlights to provide a quick glance at the what’s happening for the day. You will also find your meeting User Guide and the official ASTRO Daily News in the briefcase. Access your briefcase from the navigation bar found at the bottom of your screen.
- E LEADERBOARD**  
Welcome to the 2020 ASTRO Leaderboard Game! Here’s how it works: You will have an opportunity to gain points throughout the meeting for a chance to win one of our exciting prizes! You can collect points by adding materials to your briefcase, engaging in sessions, hanging out in the Exhibit Hall and more! The leaderboard will remain open from October 22, 2020, 12:00 a.m. ET to October 28, 2020 11:59 p.m. ET.

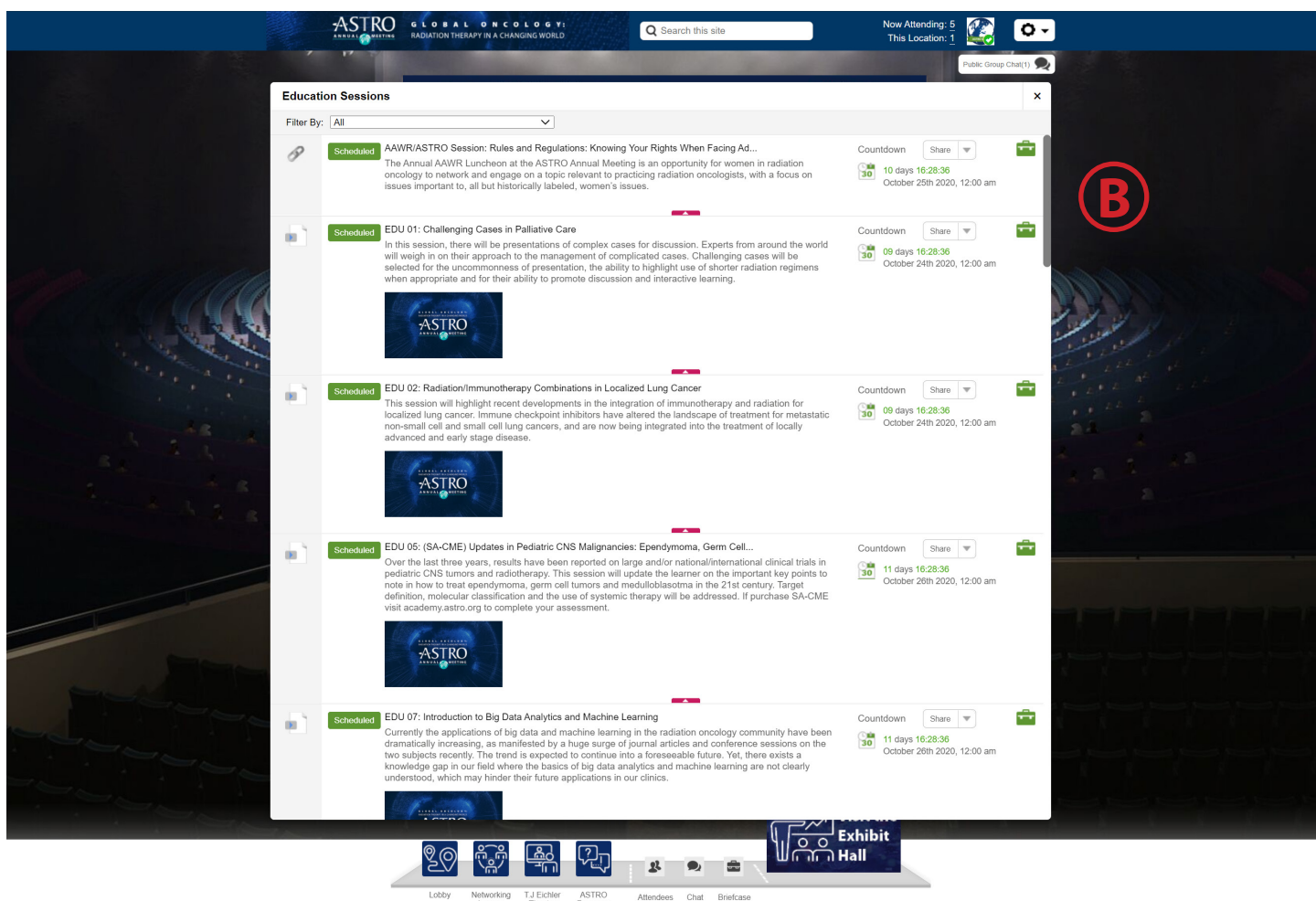







## T.J. Eichler Theater


- A** Click to attend the Presidential Symposium, Keynotes, Special Sessions, including ticketed events, and the full educational program, including education sessions, panels, joint sessions, the PRO program, the ARRO program and more.
- B** When you click on the session types, a pop-up window will appear and look like this. A timer counts down until the session start or release time. Click the session in the list to join or view.

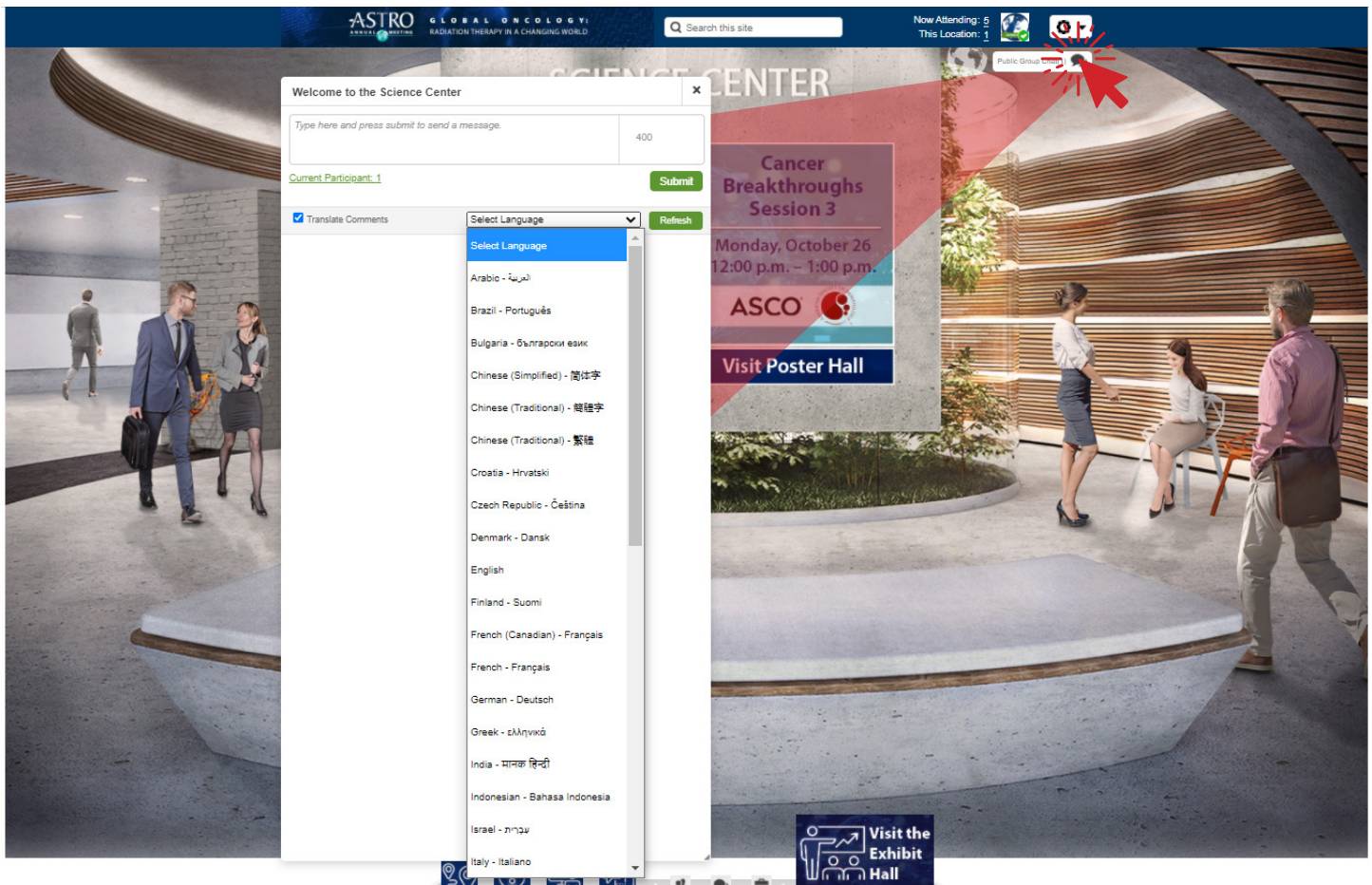




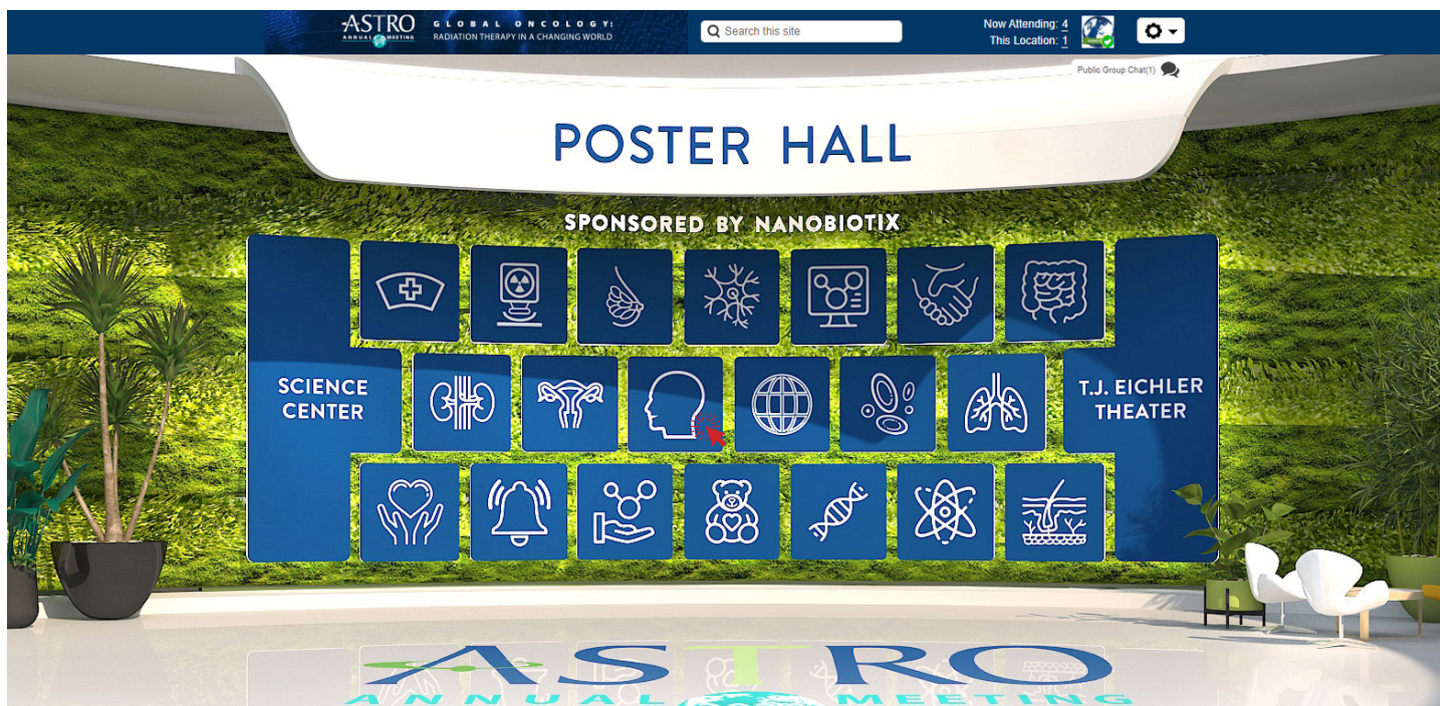


## Science Center

- A** The Science Center is where you will find the Scientific Sessions, Quick Pitch sessions, Science Highlights, Cancer Breakthroughs sessions and the Poster Hall.
- B**  Public chats are available in rooms, including the T. J. Eichler Theater, Poster Hall, ASTRO Resource Center, Science Center, Networking Lounge and Exhibit Hall. Attendees can utilize the public chat to communicate with all attendees in the room at once. During Live or SimuLive sessions, attendees will be able to directly chat with faculty and attendees and post questions during the scheduled Q&A panels.

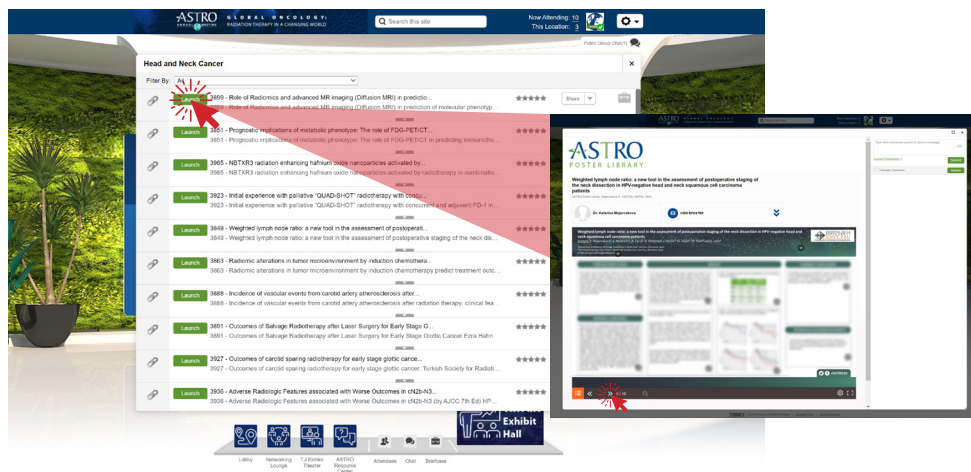






## Poster Hall

View narrated posters and contact poster presenters by finding them in the attendee list. Scheduled poster Q&A sessions are available here by track. When you click on a specific track, a pop up window will appear:



Select which poster you would like to view and click launch.




Click the arrow on the bottom navigation bar of the poster to begin narration.

## POSTER TRACKS

	Nursing and Supportive Care		Genitourinary Cancer		Patient Reported Outcomes/QoL/Survivorship
	Nonmalignant Disease		Gynecological Cancer		Patient Safety
	Breast Cancer		Head and Neck Cancer		Pediatric Cancer
	Central Nervous System		Health Services Research/Global Oncology		Radiation and Cancer Biology
	Digital Health Innovation and Informatics		Hematologic Malignancies		Radiation and Cancer Physics
	Education and Professional Development		Lung Cancer/Thoracic Malignancies		Sarcoma and Cutaneous Tumors
	Gastrointestinal Cancer		Palliative Care		





## Exhibit Hall and Exhibitor Booths

### **A** BOOTH ICONS

To enter any booth, simply click on that booth's sign. Mouse over the booth sign for additional information. Enter the sponsor's booth to chat with representatives one-on-one or as a group, view product information, download marketing materials, view product demonstrations and more.

### **B** NAVIGATION

Use this navigation button to browse through our Exhibit Hall.



### **C** BOOTH ITEMS

Booth chat with a representative.

**D** Click the different screens in the booth to learn more about the products and to contact a company representative. Each booth will be populated with curated content from the exhibiting company. You can save booth content to your personal briefcase from the main navigation bar. From the briefcase, content can be easily shared with a colleague or downloaded and saved to your computer.


**E** View a list of reps you can speak to or open the public chat.



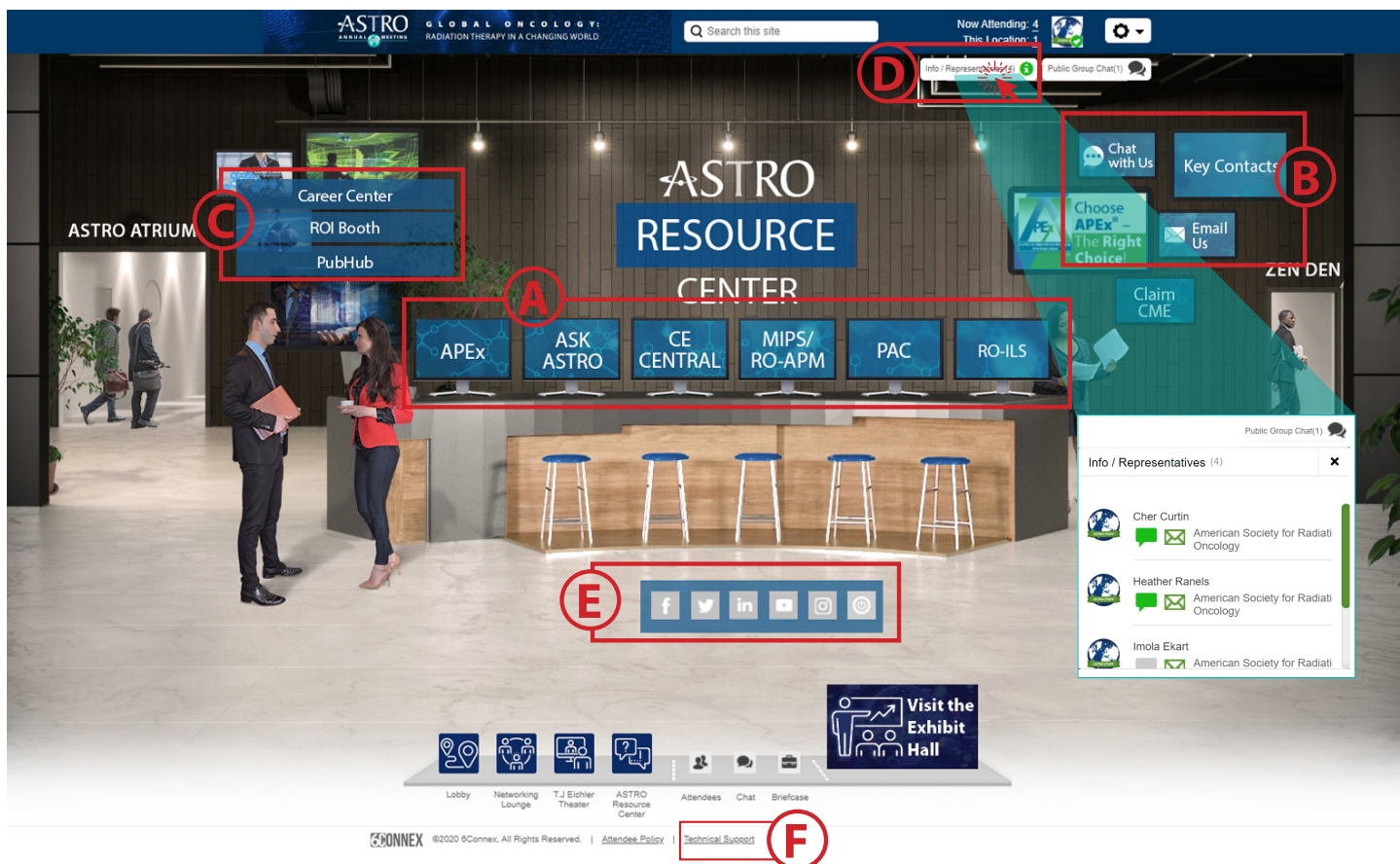


## Innovation Hub and Networking Lounge

- A INNOVATION HUB**  
The Innovation Hub is where you will find Industry-Expert Theaters, Industry Satellite Symposia and newly added Main Stage Presentations and 15-minute Lunchtime Product Demonstrations from featured exhibitors.
- B NETWORKING LOUNGE**  
The Networking Lounge offers public and private chat options as well as scheduled discussion topics and follow-up Q&A sessions for the educational and scientific programs, curated in advance. The Networking Lounge is a space for attendees and sponsors to come together and chat. Think of it just like a real Networking Lounge, where you can make connections. You can also access the Career Fair from the Networking Lounge.
- C ASTRO VIRTUAL HAPPY HOUR**  
**October 26, 2020 | 5:30 p.m. – 6:30 p.m. Eastern time**  
Just because we can't meet in person doesn't mean we can't network and enjoy our time together. Make plans to join us for our "Virtual Happy Hour" where you will have the opportunity to connect with your peers, network with industry, show your competitive side, learn and explore new things, but — most importantly — have fun!







## Help Desk/ASTRO Resource Center

### **A** CONTENT SCREENS

- This serves as our **Ask ASTRO booth**, where you can ask ASTRO staff questions regarding membership, receive technical assistance with the mobile app or Conference Planner and more.
- Here's where you'll find **CE Central** and all you need to know about continuing education and maintenance of certification (MOC) requirements. Learn about the ASTRO Academy, how to evaluate the meeting, claim credits and obtain a certificate of attendance.
- Learn about **ASTRO's political action committee (PAC)** and how you can more fully participate in the political process. Get the most recent legislative updates and ensure radiation oncologists' voices are heard by key policymakers on Capitol Hill. For more information, visit [www.astro.org/astropac](http://www.astro.org/astropac).
- Discover timely information about ASTRO's quality programs: **APEX®** and **RO-ILS®**. Whether you are just beginning or currently working on implementing a plan, ASTRO has resources to help. For individualized assistance, we recommend emailing [apexsupport@astro.org](mailto:apexsupport@astro.org) and [roils@astro.org](mailto:roils@astro.org).
- Join ASTRO staff to learn about the latest updates concerning the **Radiation Oncology Alternative Payment Model** and the **Merit-based Incentive Payment System (MIPS)**. Contact [mips@astro.org](mailto:mips@astro.org) for one-on-one assistance.

### **B** CONTACT US

Chat, email or view ASTRO's key contacts.

### **C** NAVIGATE

Navigate to the Career Center, ROI Booth or the PubHub.

### **D** CHAT WITH AN ASTRO REPRESENTATIVE

Have questions? Chat with an ASTRO representative to get more information.

### **E** FOLLOW US ON SOCIAL MEDIA

Click on each individual social media icon to view our social media pages.

### **F** TECHNICAL SUPPORT

If you need technical assistance with the video presentations or the virtual environment, click on "Technical Support" in the footer below the main navigation at the bottom of your screen.

6connex is available 8:00 a.m.-4:00 p.m. ET during the live meeting, October 24-28, 2020, to answer your technical questions.